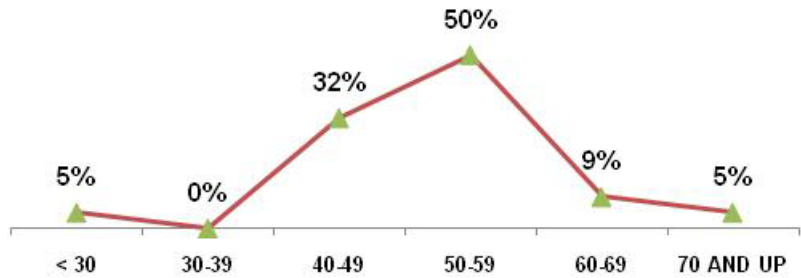


Argonne Site Office

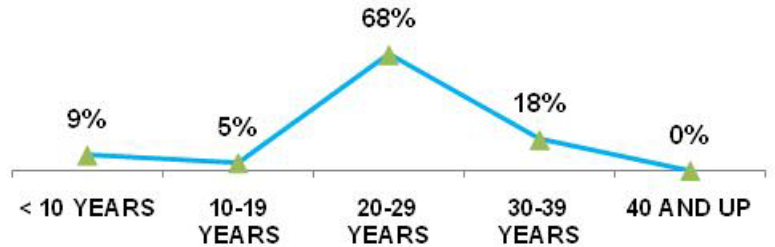
As of SEPTEMBER 30 2010

TOTAL EMPLOYEES	22	
RETIREMENT		
	Employees	% of Total
ELIGIBLE TO RETIRE IN 2010	5	23%
ELIGIBLE TO RETIRE BY END OF 2014	10	45%
PROBABLE RETIRE BY END OF 2014	6	27%
GENDER		
	Employees	% of Total
MALES	14	64%
FEMALES	8	36%
AGE GROUPS		
	Employees	% of Total
< 30	1	5%
30-39	0	0%
40-49	7	32%
50-59	11	50%
60-69	2	9%
70 AND UP	1	5%
AVERAGE AGE	52.6 YRS	
FEDERAL SERVICE		
	Employees	% of Total
< 10 YEARS	2	9%
10-19 YEARS	1	5%
20-29 YEARS	15	68%
30-39 YEARS	4	18%
40 AND UP	0	0%
AVERAGE LENGTH	24.7 YRS	
EDUCATION LEVELS		
	Employees	% of Total
NO DEGREE	3	14%
BACHELORS	6	27%
MASTERS	12	55%
DOCTORS	1	5%
ETHNIC GROUPS		
	Employees	% of Total
NATIVE AMERICAN	0	0%
ASIAN	1	5%
AFRICAN AMERICAN	2	9%
HISPANIC	2	9%
CAUCASIAN	17	77%
SELF-IDENTIFIED		
	Employees	% of Total
DISABILITY	1	5%
VETERANS PREF.	3	14%

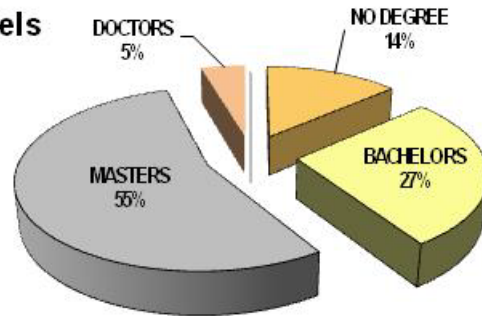
Age Groups



Years of Federal Service Groups



Education Levels



Ethnic Groups

