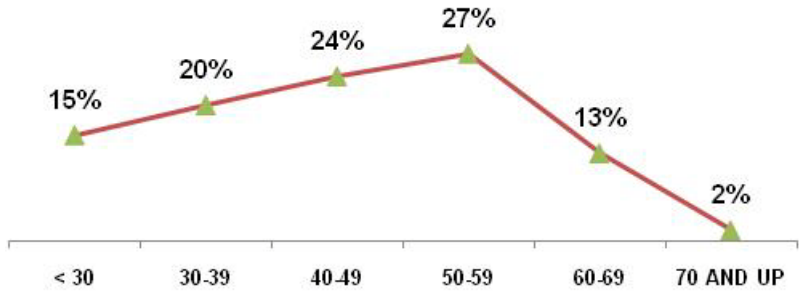


Energy Efficiency and Renewable Energy Headquarters

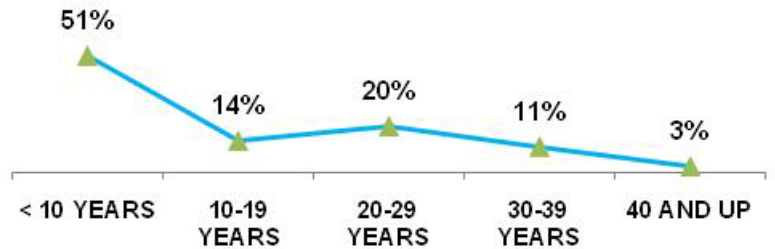
As of SEPTEMBER 30 2010

TOTAL EMPLOYEES	464	
RETIREMENT	Employees	% of Total
ELIGIBLE TO RETIRE IN 2010	85	18%
ELIGIBLE TO RETIRE BY END OF 2014	128	28%
PROBABLE RETIRE BY END OF 2014	93	20%
GENDER	Employees	% of Total
MALES	273	59%
FEMALES	191	41%
AGE GROUPS	Employees	% of Total
< 30	71	15%
30-39	91	20%
40-49	110	24%
50-59	125	27%
60-69	59	13%
70 AND UP	8	2%
AVERAGE AGE	46.0 YRS	
FEDERAL SERVICE	Employees	% of Total
< 10 YEARS	238	51%
10-19 YEARS	65	14%
20-29 YEARS	95	20%
30-39 YEARS	53	11%
40 AND UP	13	3%
AVERAGE LENGTH	13.9 YRS	
EDUCATION LEVELS	Employees	% of Total
NO DEGREE	68	15%
BACHELORS	124	27%
MASTERS	226	49%
DOCTORS	46	10%
ETHNIC GROUPS	Employees	% of Total
NATIVE AMERICAN	3	0.6%
ASIAN	39	8%
AFRICAN AMERICAN	91	20%
HISPANIC	12	3%
CAUCASIAN	319	69%
SELF-IDENTIFIED	Employees	% of Total
DISABILITY	13	3%
VETERANS PREF.	40	9%

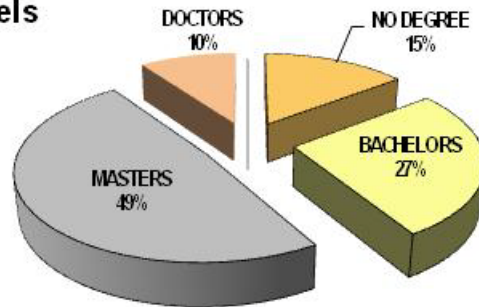
Age Groups



Years of Federal Service Groups



Education Levels



Ethnic Groups

