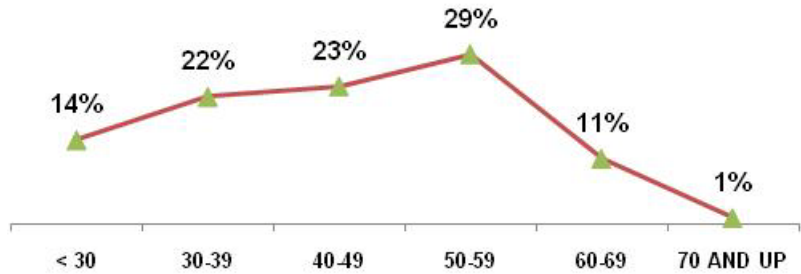


Assistant Secretary for Energy Efficiency and Renewable Energy

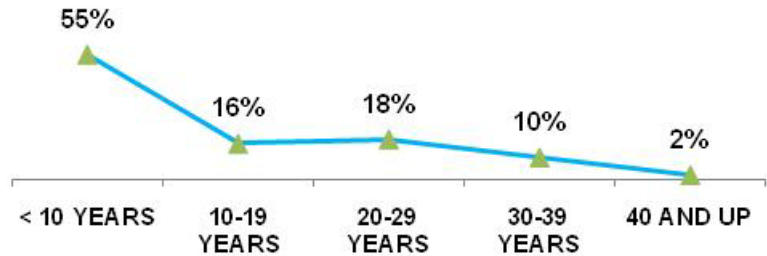
As of SEPTEMBER 30 2010

TOTAL EMPLOYEES	744	
RETIREMENT	Employees	% of Total
ELIGIBLE TO RETIRE IN 2010	108	15%
ELIGIBLE TO RETIRE BY END OF 2014	189	25%
PROBABLE RETIRE BY END OF 2014	122	16%
GENDER	Employees	% of Total
MALES	406	55%
FEMALES	338	45%
AGE GROUPS	Employees	% of Total
< 30	106	14%
30-39	160	22%
40-49	173	23%
50-59	213	29%
60-69	83	11%
70 AND UP	9	1%
AVERAGE AGE	45.6 YRS	
FEDERAL SERVICE	Employees	% of Total
< 10 YEARS	409	55%
10-19 YEARS	117	16%
20-29 YEARS	132	18%
30-39 YEARS	72	10%
40 AND UP	14	2%
AVERAGE LENGTH	12.4 YRS	
EDUCATION LEVELS	Employees	% of Total
NO DEGREE	107	14%
BACHELORS	248	33%
MASTERS	326	44%
DOCTORS	63	8%
ETHNIC GROUPS	Employees	% of Total
NATIVE AMERICAN	10	1%
ASIAN	47	6%
AFRICAN AMERICAN	104	14%
HISPANIC	36	5%
CAUCASIAN	547	74%
SELF-IDENTIFIED	Employees	% of Total
DISABILITY	41	6%
VETERANS PREF.	75	10%

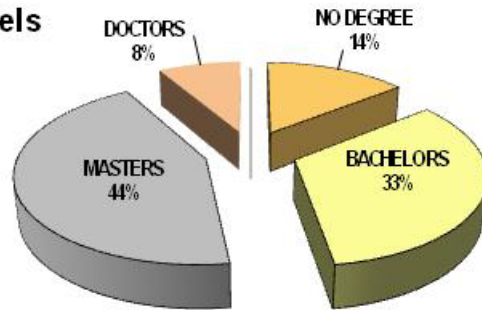
Age Groups



Years of Federal Service Groups



Education Levels



Ethnic Groups

