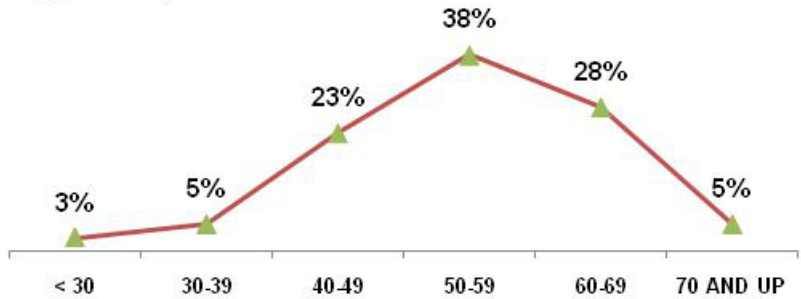


Associate Administrator for Infrastructure And Environment

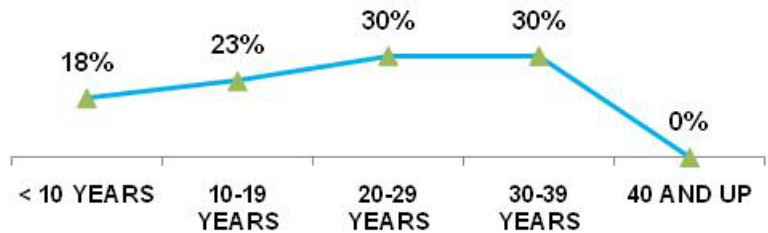
As of SEPTEMBER 30 2010

TOTAL EMPLOYEES	40	
RETIREMENT	Employees	% of Total
ELIGIBLE TO RETIRE IN 2010	16	40%
ELIGIBLE TO RETIRE BY END OF 2014	22	55%
PROBABLE RETIRE BY END OF 2014	17	43%
GENDER	Employees	% of Total
MALES	28	70%
FEMALES	12	30%
AGE GROUPS	Employees	% of Total
< 30	1	3%
30-39	2	5%
40-49	9	23%
50-59	15	38%
60-69	11	28%
70 AND UP	2	5%
AVERAGE AGE	54.0 YRS	
FEDERAL SERVICE	Employees	% of Total
< 10 YEARS	7	18%
10-19 YEARS	9	23%
20-29 YEARS	12	30%
30-39 YEARS	12	30%
40 AND UP	0	0%
AVERAGE LENGTH	21.8 YRS	
EDUCATION LEVELS	Employees	% of Total
NO DEGREE	4	10%
BACHELORS	11	28%
MASTERS	23	58%
DOCTORS	2	5%
ETHNIC GROUPS	Employees	% of Total
NATIVE AMERICAN	0	0%
ASIAN	1	3%
AFRICAN AMERICAN	4	10%
HISPANIC	3	8%
CAUCASIAN	32	80%
SELF-IDENTIFIED	Employees	% of Total
DISABILITY	3	8%
VETERANS PREF.	7	18%

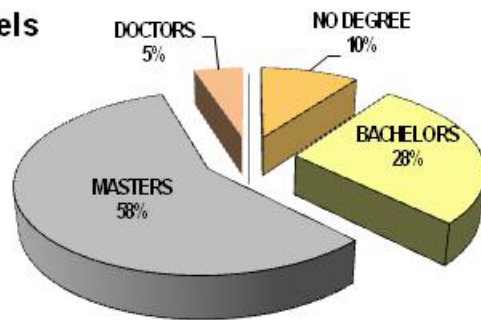
Age Groups



Years of Federal Service Groups



Education Levels



Ethnic Groups

