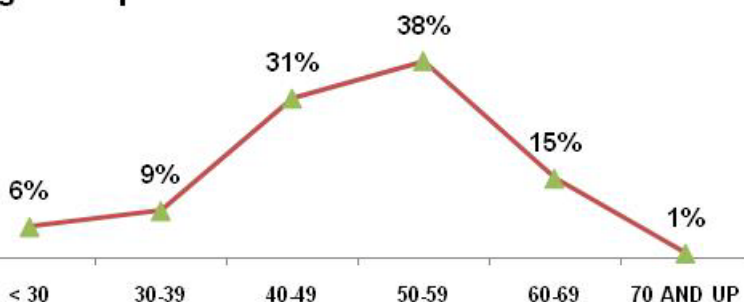


## Associate Administrator for Emergency Operations

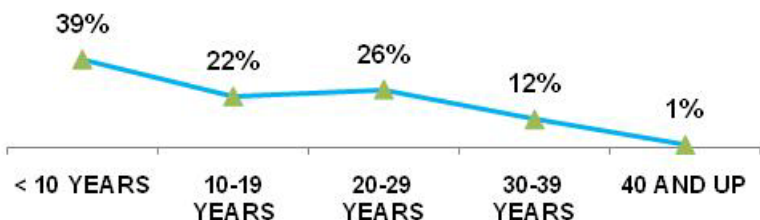
As of SEPTEMBER 30 2010

<b>TOTAL EMPLOYEES</b>	<b>98</b>	
<b>RETIREMENT</b>		
	<b>Employees</b>	<b>% of Total</b>
ELIGIBLE TO RETIRE IN 2010	18	18%
ELIGIBLE TO RETIRE BY END OF 2014	33	34%
PROBABLE RETIRE BY END OF 2014	23	23%
<b>GENDER</b>		
	<b>Employees</b>	<b>% of Total</b>
MALES	69	70%
FEMALES	29	30%
<b>AGE GROUPS</b>		
	<b>Employees</b>	<b>% of Total</b>
< 30	6	6%
30-39	9	9%
40-49	30	31%
50-59	37	38%
60-69	15	15%
70 AND UP	1	1%
<b>AVERAGE AGE</b>	50.2 YRS	
<b>FEDERAL SERVICE</b>		
	<b>Employees</b>	<b>% of Total</b>
< 10 YEARS	38	39%
10-19 YEARS	22	22%
20-29 YEARS	25	26%
30-39 YEARS	12	12%
40 AND UP	1	1%
<b>AVERAGE LENGTH</b>	16.5 YRS	
<b>EDUCATION LEVELS</b>		
	<b>Employees</b>	<b>% of Total</b>
NO DEGREE	36	37%
BACHELORS	31	32%
MASTERS	25	26%
DOCTORS	6	6%
<b>ETHNIC GROUPS</b>		
	<b>Employees</b>	<b>% of Total</b>
NATIVE AMERICAN	0	0%
ASIAN	1	1%
AFRICAN AMERICAN	23	23%
HISPANIC	7	7%
CAUCASIAN	67	68%
<b>SELF-IDENTIFIED</b>		
	<b>Employees</b>	<b>% of Total</b>
DISABILITY	4	4%
VETERANS PREF.	37	38%

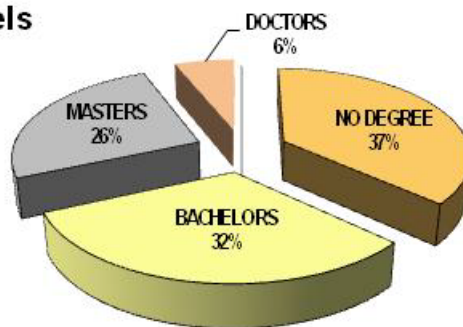
### Age Groups



### Years of Federal Service Groups



### Education Levels



### Ethnic Groups

