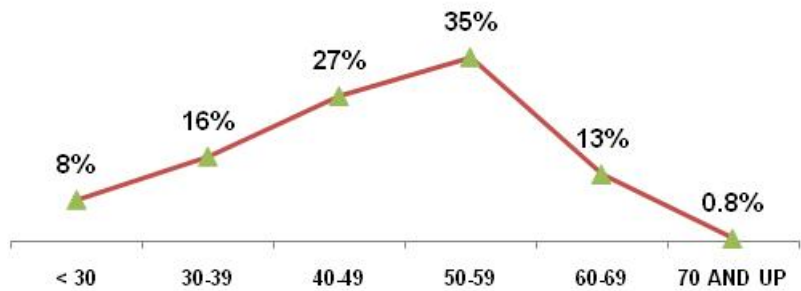


Department of Energy (Complex Wide)

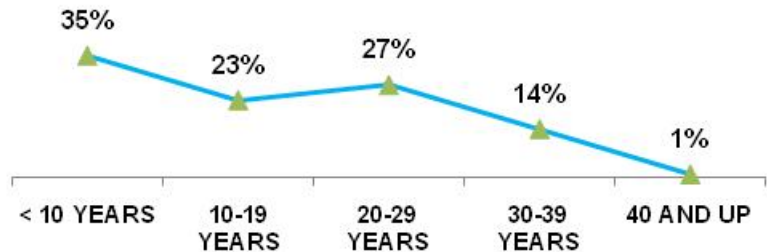
As of SEPTEMBER 30 2010

TOTAL EMPLOYEES	14945	
RETIREMENT	Employees	% of Total
ELIGIBLE TO RETIRE IN 2010	2691	18%
ELIGIBLE TO RETIRE BY END OF 2014	4936	33%
PROBABLE RETIRE BY END OF 2014	3100	21%
GENDER	Employees	% of Total
MALES	9287	62%
FEMALES	5658	38%
AGE GROUPS	Employees	% of Total
< 30	1204	8%
30-39	2413	16%
40-49	4103	27%
50-59	5192	35%
60-69	1916	13%
70 AND UP	117	0.8%
AVERAGE AGE	48.1 YRS	
FEDERAL SERVICE	Employees	% of Total
< 10 YEARS	5264	35%
10-19 YEARS	3364	23%
20-29 YEARS	4003	27%
30-39 YEARS	2129	14%
40 AND UP	185	1%
AVERAGE LENGTH	17.0 YRS	
EDUCATION LEVELS	Employees	% of Total
NO DEGREE	5085	34%
BACHELORS	5388	36%
MASTERS	3717	25%
DOCTORS	755	5%
ETHNIC GROUPS	Employees	% of Total
NATIVE AMERICAN	244	2%
ASIAN	694	5%
AFRICAN AMERICAN	1564	10%
HISPANIC	1003	7%
CAUCASIAN	10760	72%
NOT SELF-IDENTIFIED	680	5%
SELF-IDENTIFIED	Employees	% of Total
DISABILITY	972	7%
VETERANS PREF.	2901	19%

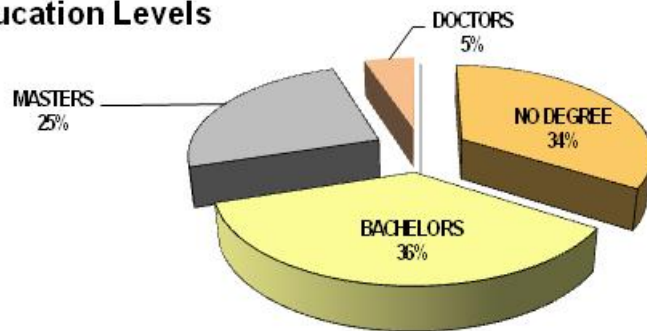
Age Groups



Years of Federal Service Groups



Education Levels



Ethnic Groups

